

Name: _____

Title: _____

Author: _____

Write _____ questions about the text below.

Who?

What?

Where?

When?

Why?

Name: _____

Title: _____

Author: _____

Be the teacher! Pretend you are the teacher and write four questions about the book you read. Write the answers next to each question.

Questions	Answers

Name: _____

Title: _____

Author: _____

Answer the questions your learned about in your reading.

What is happening?

Who are you learning about?

Where are the places you learned about?

When is the text talking about?

Why is what you read important?

Name: _____

Title: _____

Author: _____

Share the steps

#1

#2

#3

#4

#5

Name: _____

Title: _____

Author: _____

The life of: _____

Create a timeline of _____'s life.

Name: _____

Title: _____

Author: _____

Creating a timeline of an important event in history.

Timeline for _____.

A dashed-line timeline template consisting of a horizontal line with ten vertical rectangular boxes of varying heights and widths attached to it. The boxes are intended for students to write dates and descriptions of historical events.

Name: _____

Title: _____

Author: _____

Draw a picture to show something you have learned.



The topic is _____.



Name: _____

Title: _____

Author: _____

The main idea is _____.

Show two facts you learned in the text.



Name: _____

Title: _____

Author: _____

The topic is

_____.

Draw pictures to show three facts you learned.

A large dashed rounded rectangle intended for drawing a picture related to the topic.A dashed rounded rectangle intended for drawing a picture showing a fact learned.A dashed rounded rectangle intended for drawing a picture showing a fact learned.A dashed rounded rectangle intended for drawing a picture showing a fact learned.

Name: _____

Title: _____

Author: _____

Nonfiction Notes

The topic is

_____.

What I already know
about the topic:

What I learned as I read:

Name: _____

Title: _____

Author: _____

Supporting My Opinion

Share what the text said to help you form your opinion.

The topic is

_____.

My opinion about what I read is:

Name: _____

Title: _____

Author: _____

Problem & Solution

The real world problem is

_____.

This is what the text told me about the problem:

This is what the text told me about the solution.

_____.

_____.

_____.

Name: _____

Title: _____

Author: _____

Nonfiction Notes

The topic is

_____.

Vocabulary Words

1. _____

2. _____

3. _____

What I learned as I read:

I still wonder:

Name: _____

Title: _____

Author: _____

Nonfiction Notes

The topic is

_____.

What I learned as I read:

I still wonder:

My opinion about what I read is:

Name: _____

Title: _____

Author: _____

The topic is

_____.

Two things I learned:

I already know:

A question I have:

Name: _____

Title: _____

Author: _____

The topic is

I already know:

Two facts I learned:

A connection I made:

New words I learned:

Name: _____

Title: _____

Author: _____

What did I learn?

draw a picture

I learned _____


_____.

Name: _____

Title: _____

Author: _____


What is the text about?



A large dashed rounded rectangle intended for writing a response to the question above.



Two solid horizontal lines provided for additional writing space.



A second large dashed rounded rectangle intended for writing a response to the question above.





Two solid horizontal lines provided for additional writing space.


Name: _____

Title: _____

Author: _____



Show the
main idea.





Use words and pictures to tell about the main idea and details.


Name: _____

Title: _____

Author: _____



Show the
main idea.





Use words and pictures to tell about the main idea and details.


Name: _____

Title: _____

Author: _____



Show the
topic.



Use words and pictures to tell about the topic and facts you learned.

Name: _____

Title: _____

Author: _____



What did I find interesting?

draw a picture



Something interesting I read was _____

_____.

Name: _____



What
did I
learn?



Use words and pictures to tell what you learned.

Name: _____
Facts I learned
about _____.





Use words and pictures to tell what you learned.

Name: _____

Title: _____

Author: _____

Facts I learned about _____



The author's purpose was _____

Name _____

are...

can...

Animal:

have...

eat...

Use words and pictures to tell what you learned
about the creature.

Name _____

#1

#2

The big picture or big event is:

#3

#4

Write the big event in the center.
Tell four important details about this event.

Name: _____

Facts About _____

Use words and pictures to tell about the text.


topic

_____	_____	_____
_____	_____	_____
_____	_____	_____
_____	_____	_____
_____	_____	_____
_____	_____	_____
_____	_____	_____
_____	_____	_____
_____	_____	_____
_____	_____	_____

Name: _____

Facts About _____

Use words and pictures to tell about the text.



--	--	--

Name: _____

All about _____

Use words and pictures to tell about the text.

look

have

are

Name: _____

Title: _____

Author: _____

Draw and label something you learned about.



Name: _____

Title: _____

Author: _____

Show how the texts are different.

Use pictures and words to show how each text is different.

1.

2.

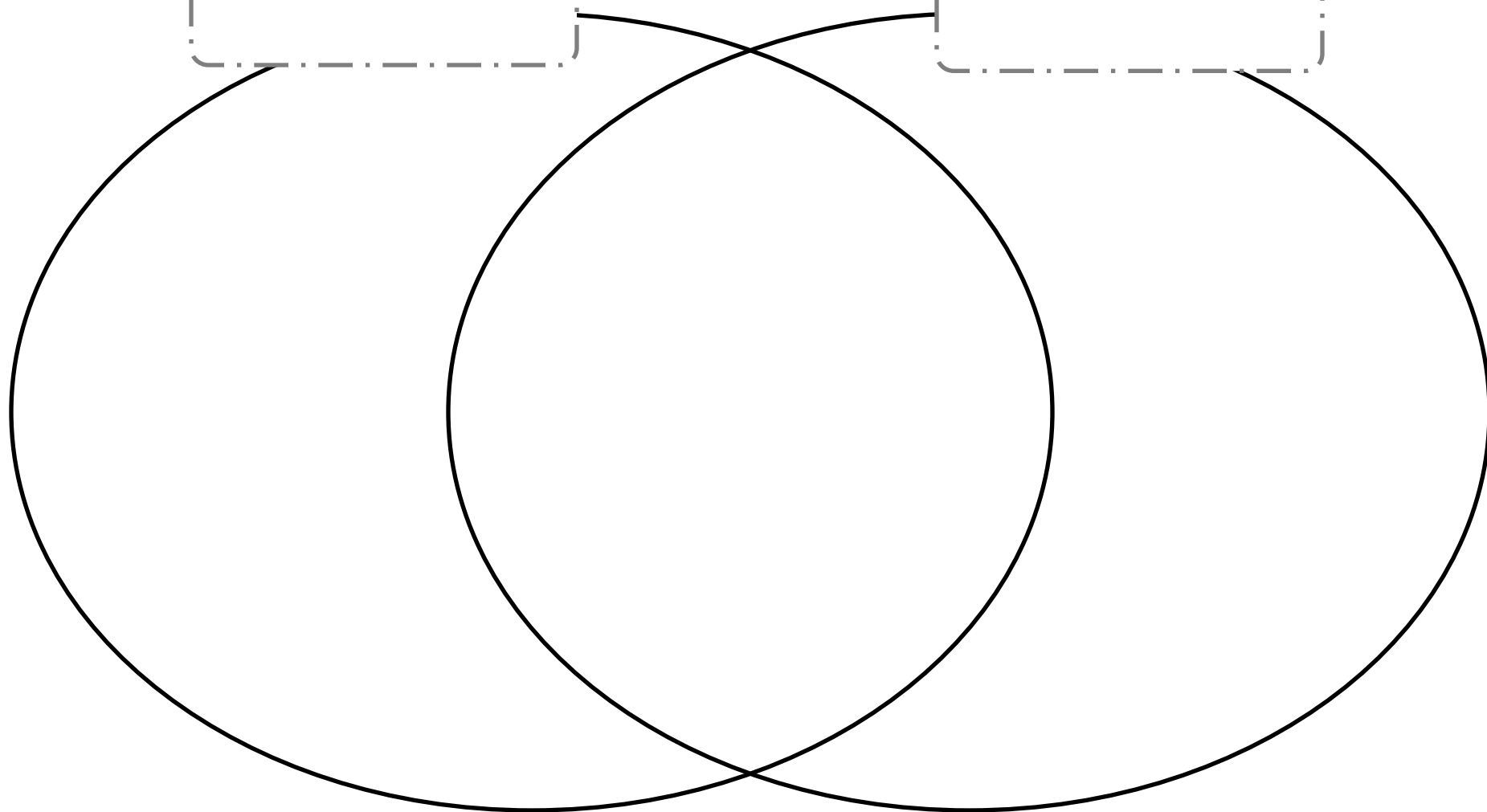
The topic is _____.

Name: _____

Title: _____

Author: _____

Compare and contrast _____



Name: _____

Title: _____

Author: _____

My favorite part is...

draw a picture

The topic is _____.

Name: _____

Title: _____

Author: _____

Use words and pictures.

What I Know

What I Want to Know

What I Learned

--	--	--

Name: _____

Informational books have...

Use words and pictures to show examples.

--	--	--

headings

pictures

diagrams

Name: _____

Informational books have...

Use words and pictures to show examples.

--	--	--

captions

**graph or
chart**

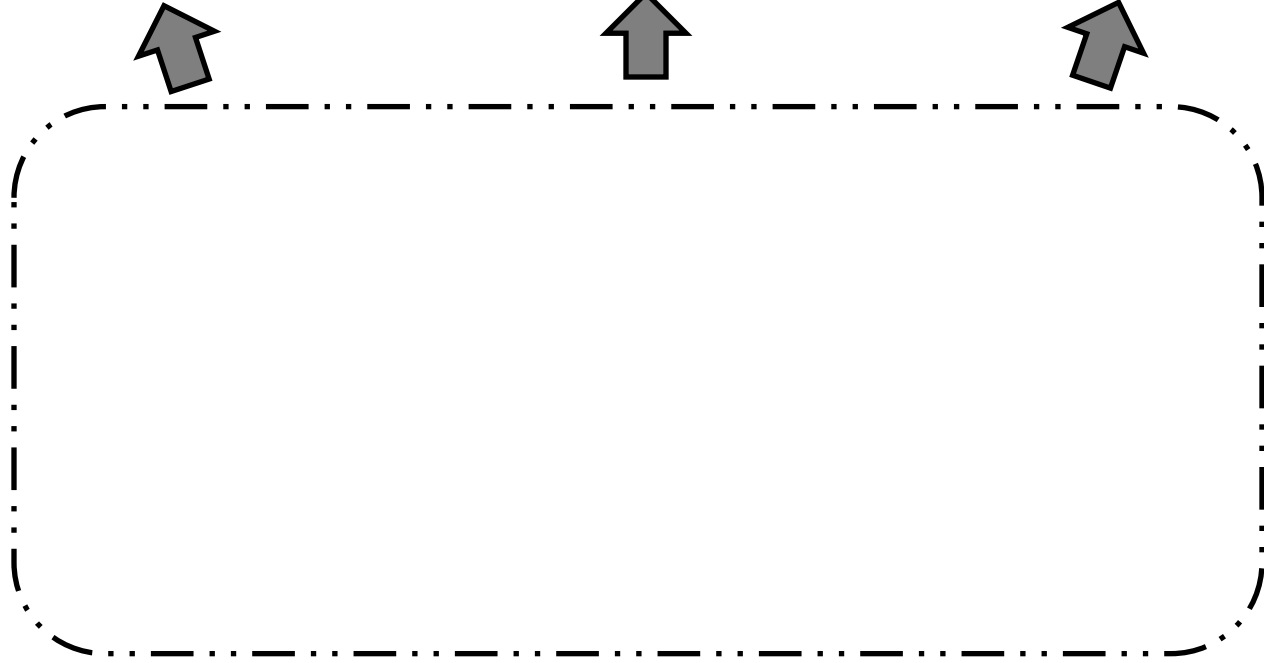
**table of
contents**

Name: _____

All about _____

Use words and pictures to tell about the text.

--	--	--



Name: _____

Title: _____

Author: _____

Tell what you learned with words and pictures.



Name: _____

Title: _____

Author: _____

Making Connections

Text-to-Self Connection





Name: _____

Title: _____

Author: _____

Making Connections

Text-to-Self Connection



Name: _____

Title: _____

Author: _____



Making Connections

Text-to-Text Connection

Title: _____

Title: _____

--	--



Name: _____

Title: _____

Author: _____


Making Connections

Text-to-World Connection

something from the text

something from the world

--	--



Name: _____

Title: _____

Author: _____



Making Connections

Text-to-Self Connection

something from the text

what happened in my life

--	--



Name: _____

Title: _____

Author: _____

Making Connections

Text-to-Self Connection

something from the text

what happened in my life

--	--

